

ECHO

CONCRETE EFFECT PORCELAIN

5 COLOURS | 3 FINISHES | 5 FORMATS



BLUEPRINT  
CERAMICS

ECHO

CONCRETE EFFECT PORCELAIN

5 COLOURS | 3 FINISHES | 5 FORMATS



The Echo Collection is a contemporary series of porcelain stoneware tiles that captures the organic texture and tones of natural stone, concrete, and terrazzo. Available in a range of refined shades—from creamy ivory to deep graphite—these tiles are crafted for design flexibility and architectural harmony. With both plain stone-effect and fragmented terrazzo-style surfaces, Echo caters to minimalist interiors, modern industrial settings, and everything in between. Ideal for floors, walls, wet areas, patios, and commercial projects, these tiles offer slip resistance, low maintenance, and long-lasting performance.

### Project Suitability

All project types Internal & External  
Commercial Projects  
Retail & Hospitality  
Residential, Renovation & New Build

ECHO

CONCRETE EFFECT PORCELAIN

5 COLOURS | 3 FINISHES | 5 FORMATS



ECHO

CONCRETE EFFECT PORCELAIN

5 COLOURS | 3 FINISHES | 5 FORMATS




BPEH01

300x600mm nat  
600x1200mm nat  
600x600mm nat  
900x900mm nat/grip  
1200x1200mm nat



BPEH06



**BLUEPRINT**  
CERAMICS

ECHO

CONCRETE EFFECT PORCELAIN

5 COLOURS | 3 FINISHES | 5 FORMATS





BPEH02

300x600mm nat  
600x1200mm nat/str  
600x600mm nat  
900x900mm nat/grip  
1200x1200mm nat



BPEH07



**BLUEPRINT**  
CERAMICS

ECHO

CONCRETE PORCELAIN TILES

5 COLOURS | 2 FINISHES | 5 FORMATS



BPEH03

300x600mm nat  
600x1200mm nat/str  
600x600mm nat  
900x900mm nat/grip  
1200x1200mm nat



BPEH08



**BLUEPRINT**  
CERAMICS

ECHO


CONCRETE PORCELAIN TILES

5 COLOURS | 3 FINISHES | 5 FORMATS



BPEH04

300x600mm nat  
600x1200mm nat/str  
600x600mm nat  
900x900mm nat/grip  
1200x1200mm nat



BPEH09



**BLUEPRINT**  
CERAMICS

ECHO


CONCRETE PORCELAIN TILES

5 COLOURS | 3 FINISHES | 5 FORMATS



BPEH05

300x600mm nat  
600x1200mm nat  
600x600mm nat  
900x900mm nat/grip  
1200x1200mm nat



BPEH10



**BLUEPRINT**  
CERAMICS

## TECHNICAL DATA

### FINISHES

NAT R10  
ST R11  
GRIP R11

### THICKNESS

9/20mm

TEST DESCRIPTION	TEST REQUIREMENT	VALUE
Sides	BS EN ISO 10545-2	CONFORMS
Thickness	BS EN ISO 10545-2	CONFORMS
Straightness of Sides	BS EN ISO 10545-2	CONFORMS
Rectangularity	BS EN ISO 10545-2	CONFORMS
Surface Flatness	BS EN ISO 10545-2	CONFORMS
Water Absorbption	BS EN ISO 10545-3	≤ 0.1%
Breaking Strength	BS EN ISO 10545-4	CONFORMS
Impact Resistance	BS EN ISO 10545/5	CONFORMS
Abrasion Resistance	BS EN ISO 10545-6	N/A
Frost Resistance	BS EN ISO 10545-12	CONFORMS
Chemical Resistance	BS EN ISO 10545-13	Conforms
Resistance to Stains	BS EN ISO 10545-14	Comforms

**BLUEPRINT  
CERAMICS**